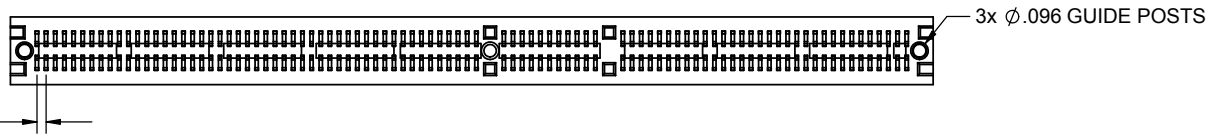
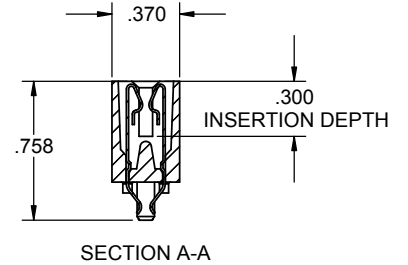
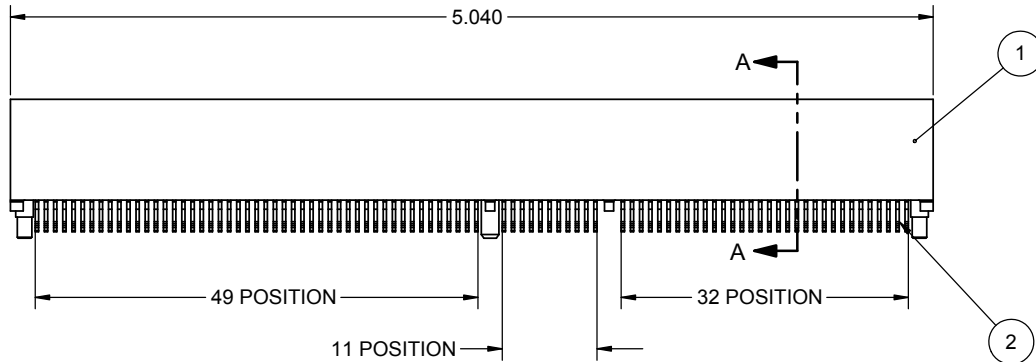
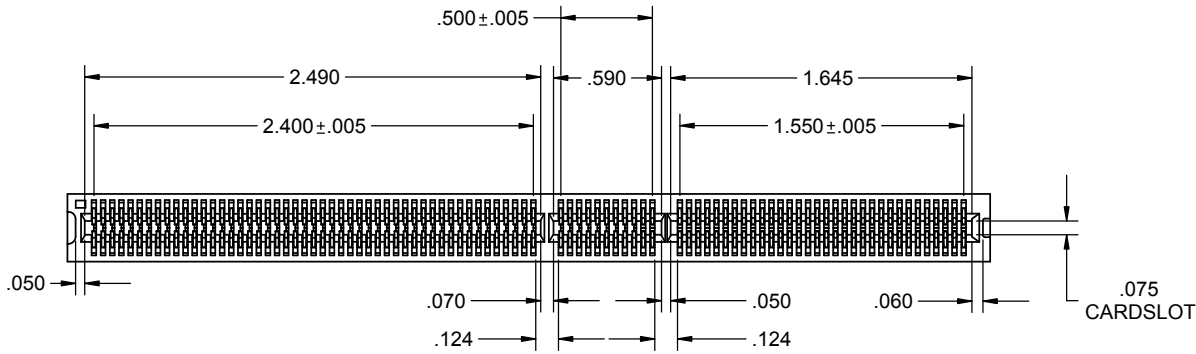


ITEM NO.	QTY.	DESCRIPTION	DRAWING # REF
1	1	B92HN-A353	10120
2	184	E B-DHH	10011



NOTES:

1. THIS SPECIFICATION COVERS THE REQUIREMENT FOR A DUAL CARD EXTENDER EDGECARD CONNECTOR.
2. INSULATOR MATERIAL: POLYPHENYLENE SULFIDE.
3. CONTACT MATERIAL: PHOSPHOR BRONZE.
4. PLATING: Z PLATING: .00001" GOLD ON CONTACT SURFACE
.0001" TIN/LEAD ON TERMINAL
.00005" NICKEL UNDERPLATE
5. TEMPERATURE: -65 °C TO 125 °C
6. UL FLAMMABILITY RATING: 94V-0
7. VOLTAGE RATING: 125 VDC MINIMUM AT SEA LEVEL.
8. CURRENT RATING: 1 AMP
9. VOLTAGE DROP: 30 MILLI VOLT AT RATED CURRENT
10. INSULATION RESISTANCE: 1000 MEGA OHM
11. CONNECTOR IDENTIFICATION: THE PART SHALL BE MARKED WITH A PART NUMBER AND DATE CODE.
12. BOARD THICKNESS ACCOMMODATED: .054/.070
13. BOARD INSERTION FORCE: 6 OUNCE AVERAGE PER CONTACT PAIR USING .062 PCB
14. BOARD WITHDRAWL FORCE: 1 OUNCE MINIMUM PER CONTACT PAIR USING .062 PCB
15. TOLERANCE: ±.010" UNLESS OTHERWISE NOTED.
16. MODIFICATION: CARD EXTENDER BEND

COMPUTER GENERATED DOCUMENT DO NOT CHANGE MANUALLY

PROPRIETARY AND CONFIDENTIAL
THIS DRAWING AND DESIGN IS THE PROPERTY OF SULLINS ELECTRONICS. IT MAY NOT BE USED FOR ANY PURPOSE OTHER THAN BY THE OWNER. SULLINS ELECTRONICS DOES NOT AUTHORIZE THE REPRODUCTION OR CONVEYANCE OF ANY INFORMATION CONTAINED HEREIN.

REV.	A	118	ORIGINAL RELEASE	01/08/04	AN	AJT
ECO NO.	DESCRIPTION			DATE	BY	APP'VD
	UNLESS OTHERWISE SPECIFIED: DIMENSIONS ARE IN INCHES TOLERANCES: FRACTIONAL: 1/32 ANGULAR: ± 1° TWO PLACE DECIMAL: ± .02 THREE PLACE DECIMAL: ± .005 FOUR PLACE DECIMAL: ± .0005 INTERPRET GEOMETRIC TOLERANCING PER: MATERIAL: FINISH: N/A			DATE: 01/08/04	NAME: ARIA	
	DRAWN: 01/08/04			CHECKED: 01/08/04	AJT	
COMMENTS:				PART NO./DESCRIPTION: RZB92DHRN-S378		
NEXT ASSY:			USED ON:	SCALE: 2:1	SIZE: C	DWG. NO.: 10119
APPLICATION:			DO NOT SCALE DRAWING	SCALE: 2:1		REV: A
						SHEET 1 OF 1